Douglas® VBS -4SQ Aluminum Outdoor Volleyball System

Item # 65350

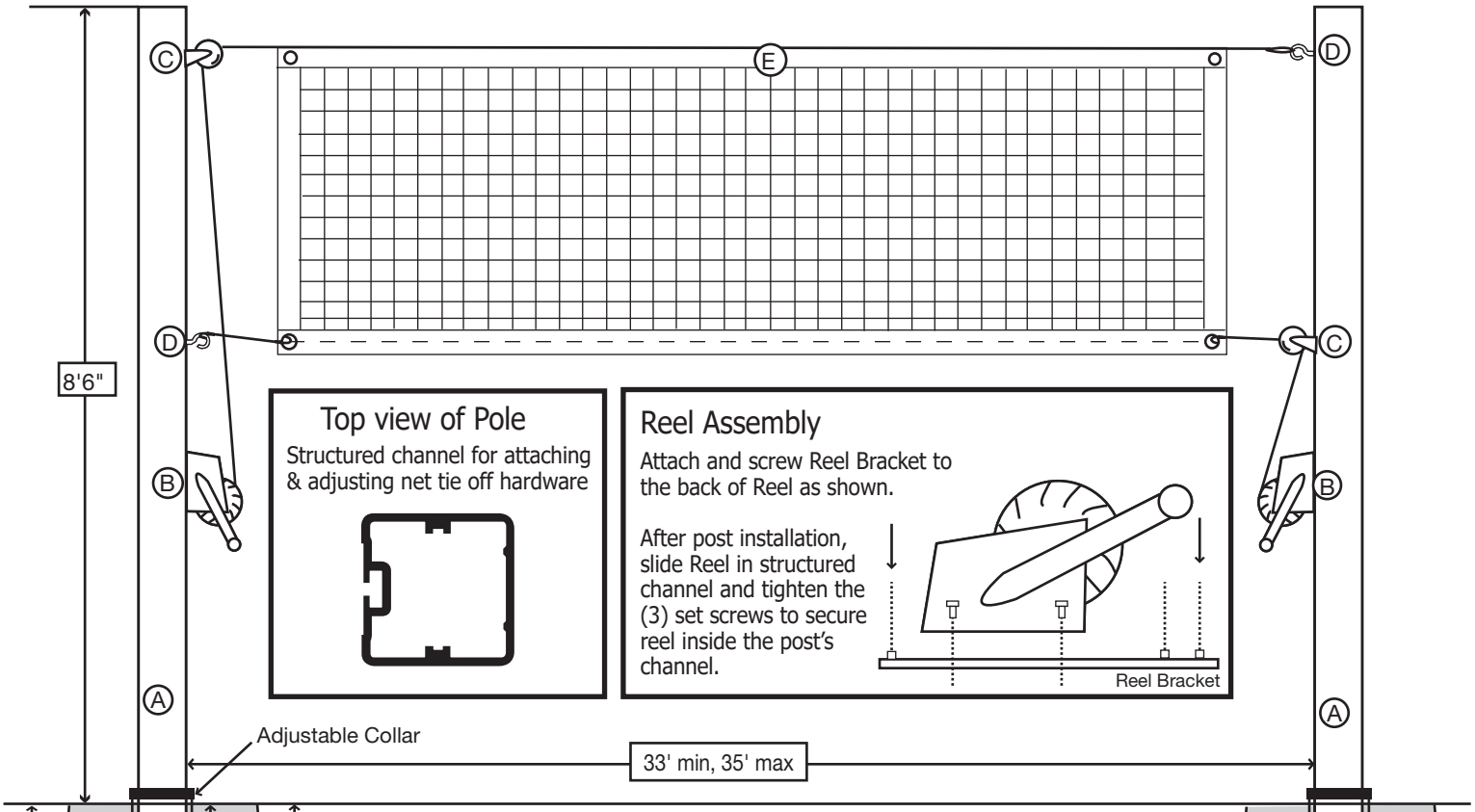

Top view of Pole

Structured channel for attaching & adjusting net tie off hardware

Reel Assembly

Attach and screw Reel Bracket to the back of Reel as shown.

After post installation, slide Reel in structured channel and tighten the (3) set screws to secure reel inside the post's channel.

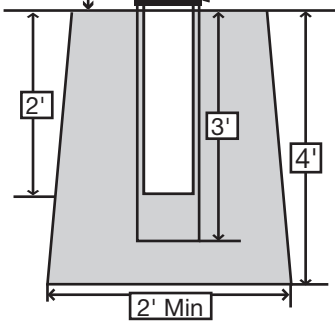

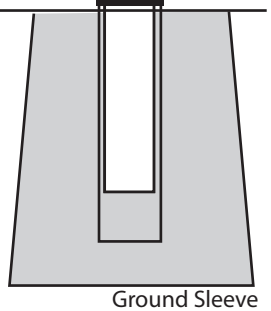

Ground Sleeve
(GS-36SQ/AL)
(Item #65270)
(Recommended)

SAND VOLLEYBALL GROUND SLEEVE INSTALLATION (GS-36SQ/AL) (Item # 65270)

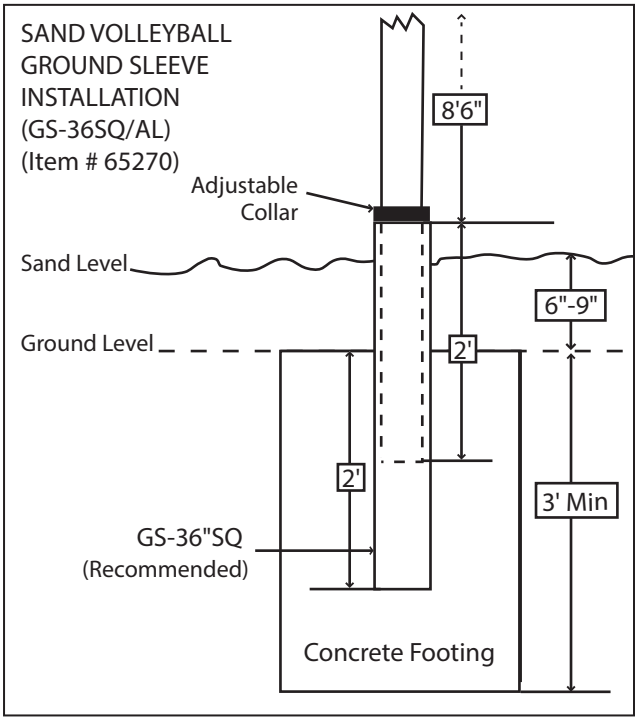

PARTS LIST

Reference	Qty	Description
A	(2)	4" Square Poles -10'6' Long
B	(2)	Reels
C	(2)	Pulleys
D	(2)	Eyebolts
E	(1)	VB-1200 Volleyball Net

TOOLS NEEDED

Level
Shovel
Concrete
9/16" Wrench
1/4" Allen Wrench (Included)

douglas® Sports Equipment